



# KDHE Coronavirus (COVID-19) Response

COVID-19 Cases in Kansas

A Plan to Reopen Kansas

Travel Information

Subscribe to Updates

**Secretary Lee Norman, M.D.**  
Kansas Department of Health and Environment

01:35

CC ⚙️ :: vimeo

## LATEST UPDATE

**Watch the COVID-19 Press Conferences** — Want to know the latest news about COVID-19 in Kansas? Secretary Lee Norman, M.D. joins Governor Laura Kelly for a press conference at 2 pm (CST) on Monday, Wednesday and Friday (subject to change). Watch it live on Facebook or later on Vimeo. [Read more...](#)



**LATEST UPDATE**

**Watch the COVID-19 Press Conferences** — Want to know the latest news about COVID-19 in Kansas? Secretary Lee Norman, M.D. joins Governor Laura Kelly for a press conference at 2 pm (CST) on Monday, Wednesday and Friday (subject to change). Watch it live on Facebook or later on Vimeo. [Read more...](#)

**SCROLL DOWN**

[Feature Links](#) › COVID-19 in Kansas

## COVID-19 Cases in Kansas

### Map Information

Beginning May 11, the map is updated Monday, Wednesday and Friday by 12:30 p.m. The map contains a variety of data at the state and county level, including the Reopen Kansas Metrics. To maximize your experience, use a device with a larger screen, such as a tablet, laptop or desktop. The [Map FAQ Document \(PDF\)](#) includes detailed instructions on how to use and share the data.

### Daily Case Summary & Historical Data

The [COVID-19 Summary](#) is published Monday, Wednesday and Friday at 12:30 p.m. and includes historical data.

### Daily Case Summary & Historical Data

Select L

The [COVID-19 Summary](#) is published Monday, Wednesday and Friday at 12:30 p.m. and includes historical data.

Case Rates    Age and Demog.    Hospital and ED    Death Summary    Testing Rates    **Reopen KS Metrics**



## KS Coronavirus Disease 2019 (COVID-19) Case Summary

Cases*	Hospitalizations	Statewide Deaths	Negative Tests
9,337	822	205	75,151

\*As of May 7, 2020, confirmed and probable cases are included in the case totals. A confirmed case is defined as a person who tested positive by molecular testing for the novel coronavirus (SARS-CoV-2), which causes Coronavirus Disease 2019 (COVID-19). A probable case is defined as a person with: a) presumptive lab evidence (serology) with COVID-19 symptoms or epi-linked to a confirmed case, or b) no lab testing with COVID-19 symptoms and epi-linked to a confirmed case.

Case counts are preliminary and subject to verification.

Last updated: 05/27/2020 at 9:00 AM

Select county from map below to update charts to county specific details.



LATEST UPDATE Watch the COVID-19 Press Conferences — Want to know the latest news about COVID-19 in Kansas? Secretary Lee Norman, M.D. joins Governor Laura Kelly for a press conference at 2 pm (CST) on Monday, Wednesday and Friday (subject to change). Watch it live on Facebook or later on Vimeo. Read more...

SCROLL DOWN

Feature Links > COVID-19 in Kansas

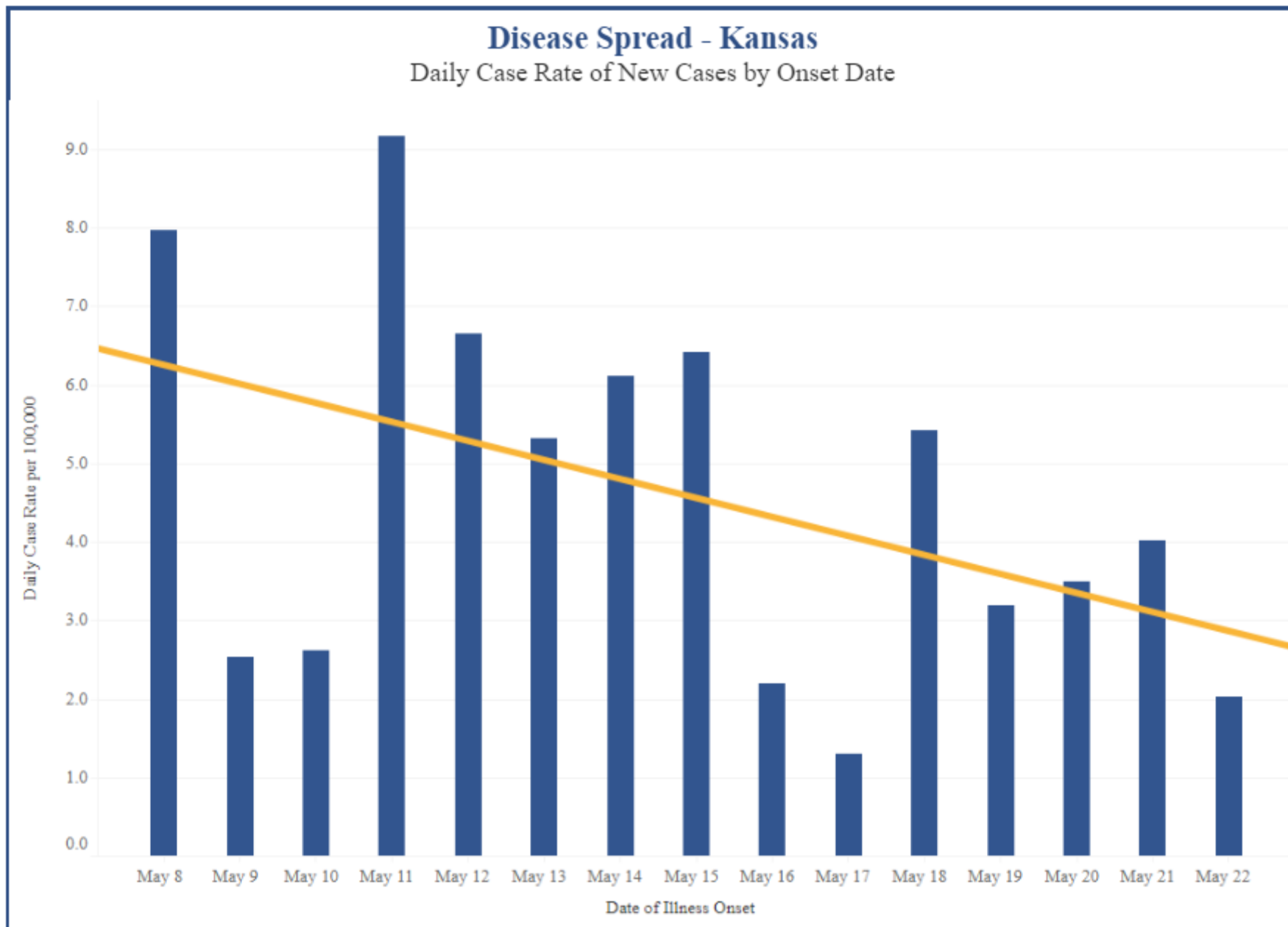
COVID-19 Cases in Kansas

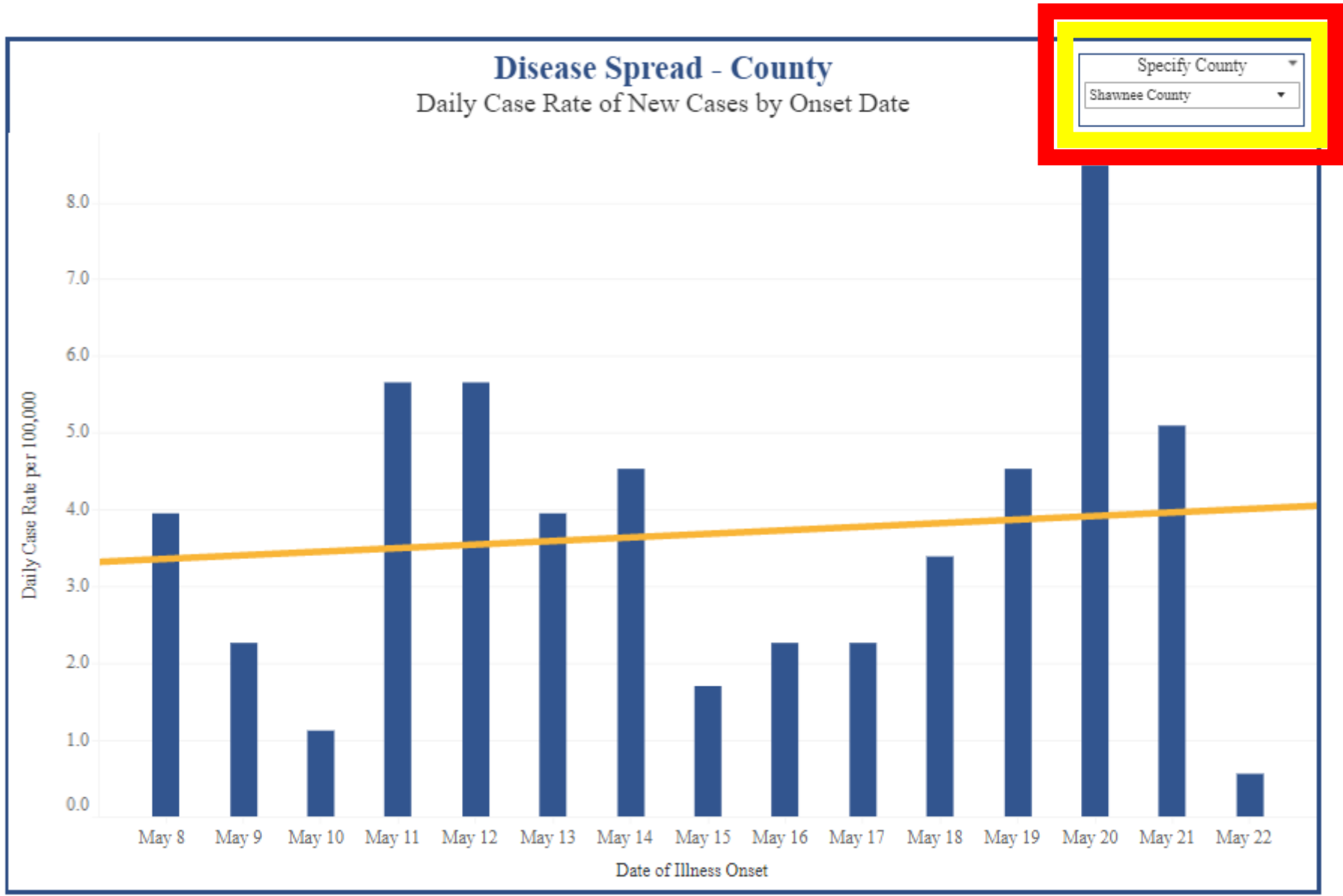
Map Information

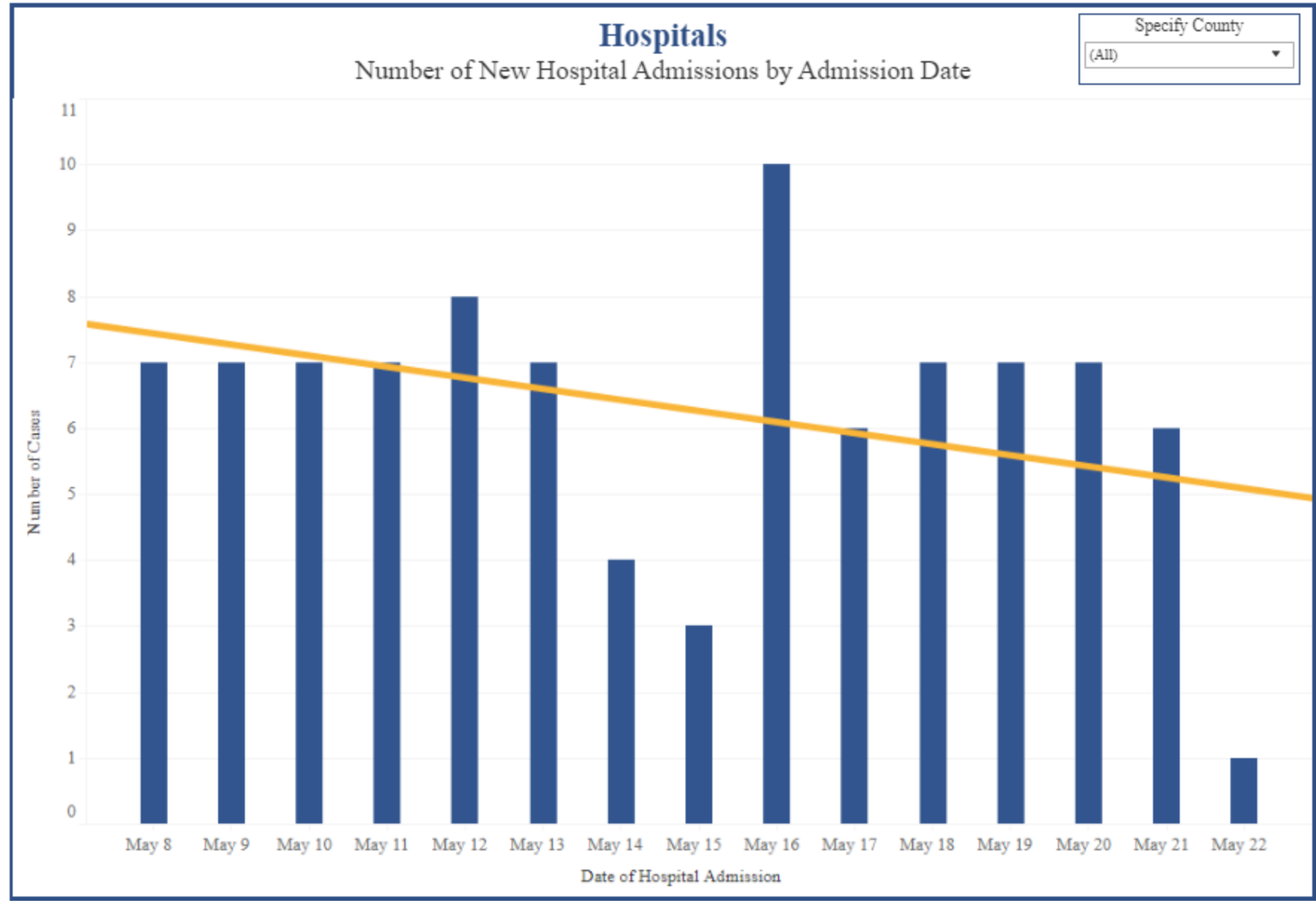
Beginning May 11, the map is updated Monday, Wednesday and Friday by 12:30 p.m. The map contains a variety of data at the state and county level, including the Reopen Kansas Metrics. To maximize your experience, use a device with a larger screen, such as a tablet, laptop or desktop. The Map FAQ Document (PDF) includes detailed instructions on how to use and share the data.

Daily Case Summary & Historical Data

The COVID-19 Summary is published Monday, Wednesday and Friday at 12:30 p.m. and includes historical data.



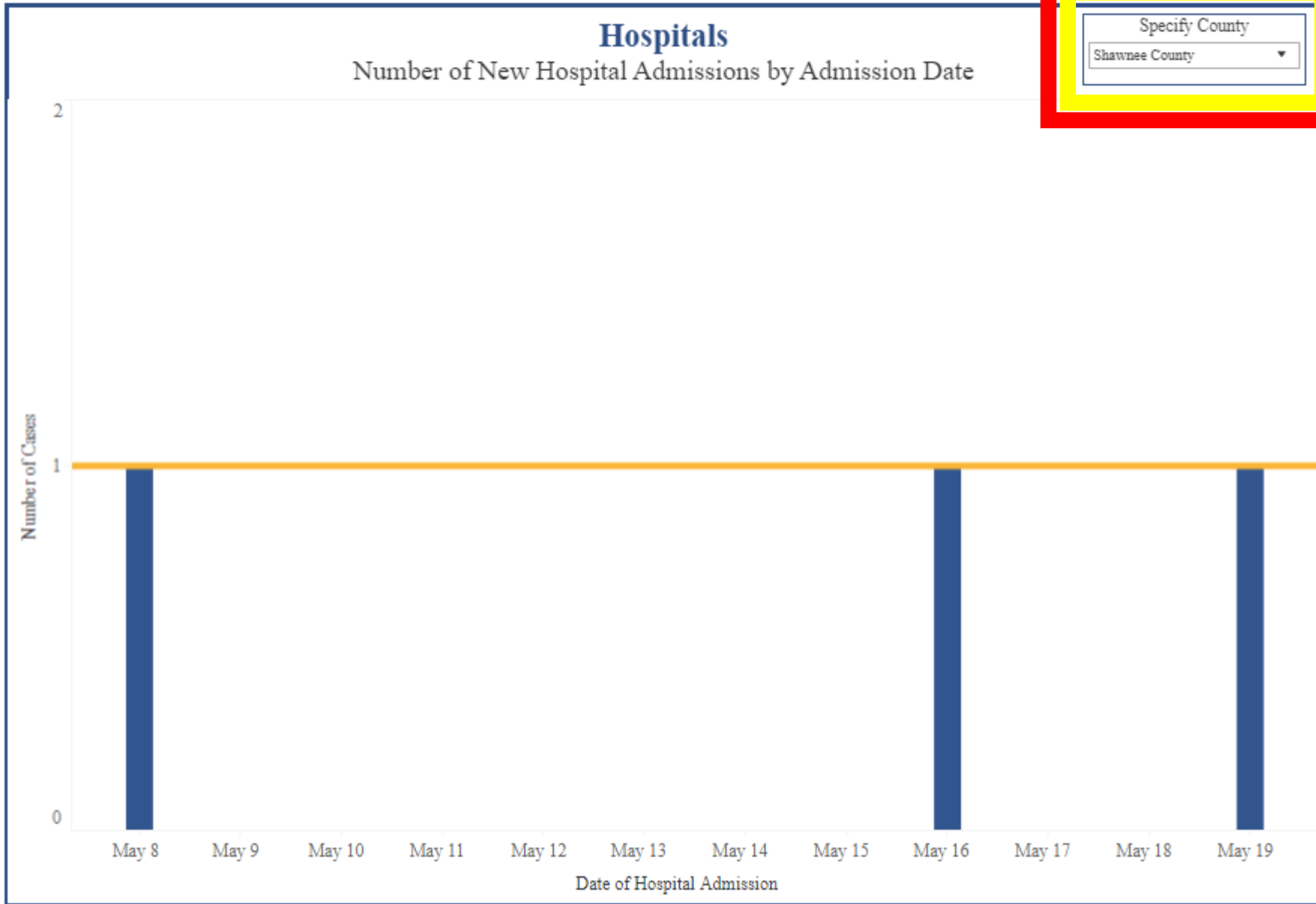




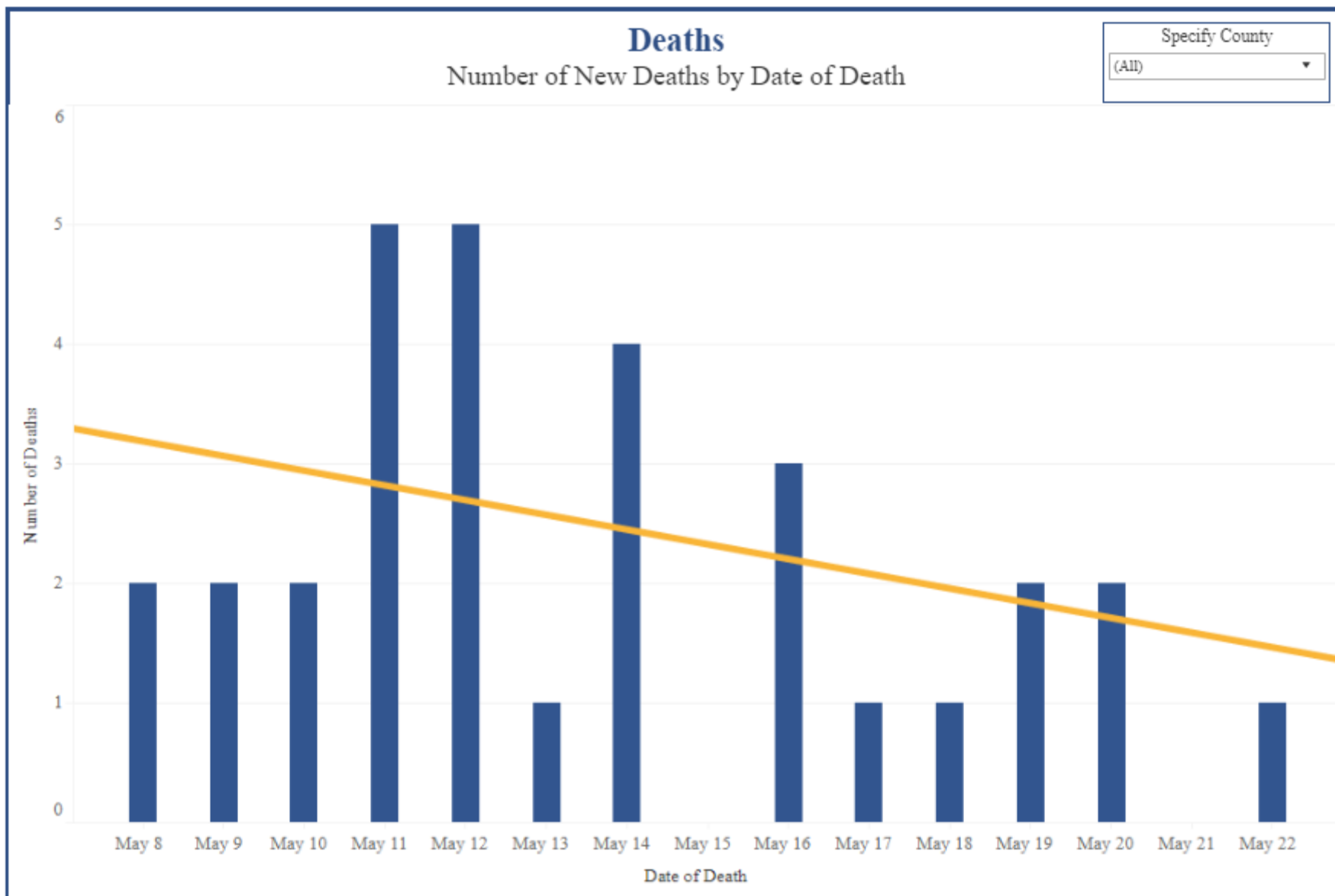
### Hospitals

Number of New Hospital Admissions by Admission Date

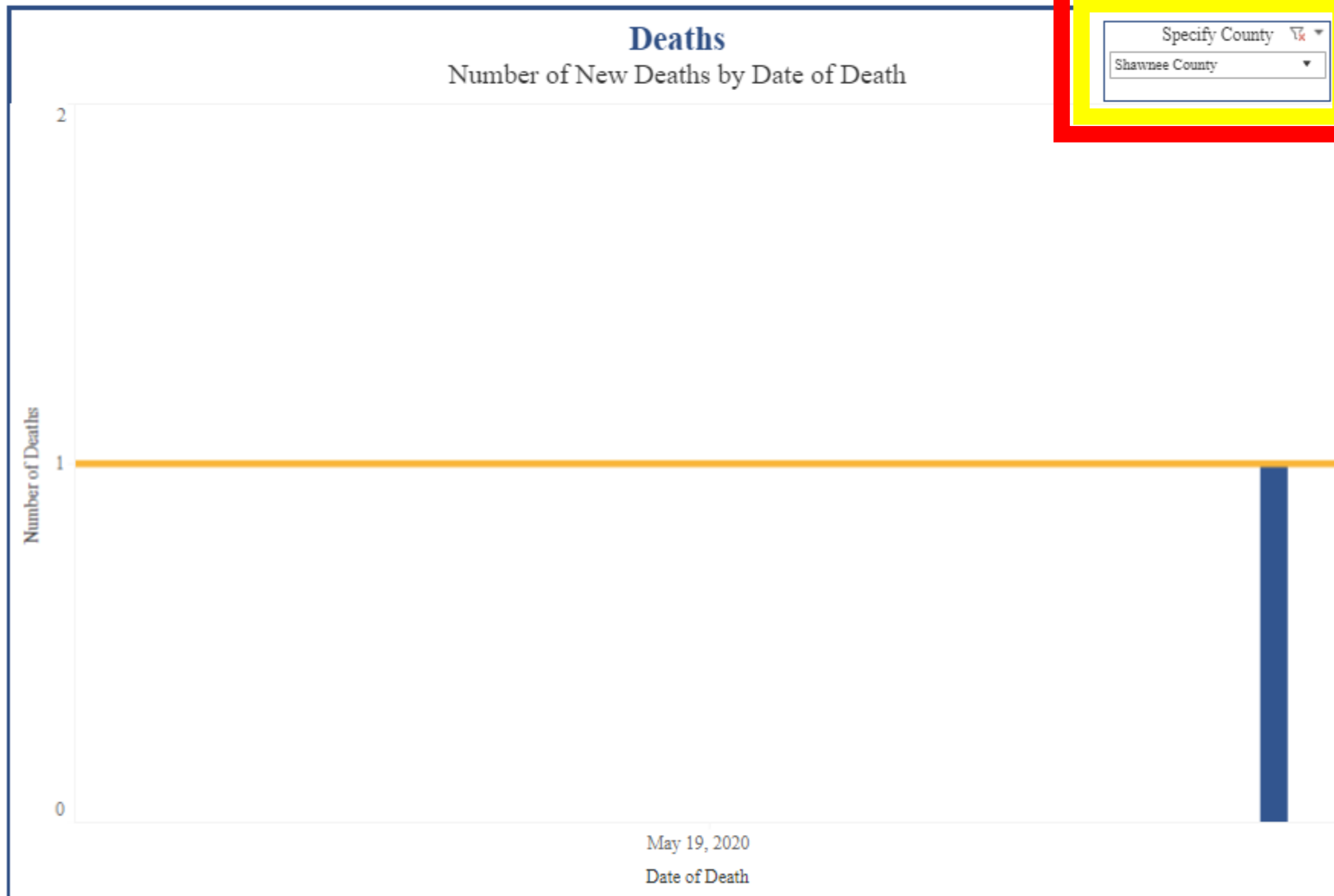
Specify County  
Shawnee County ▼







Data Notes: For each of the metrics, the most recent five days are not included as data is expected to be incomplete.



Data Notes: For each of the metrics, the most recent five days are not included as data is expected to be incomplete.

### Daily Case Summary & Historical Data

The [COVID-19 Summary](#) is published Monday, Wednesday and Friday at 12:30 p.m. and includes historical data.

Select L

Case Rates    Age and Demog.    Hospital and ED    Death Summary    **Testing Rates**    Open the Modules



## KS Coronavirus Disease 2019 (COVID-19) Case Summary

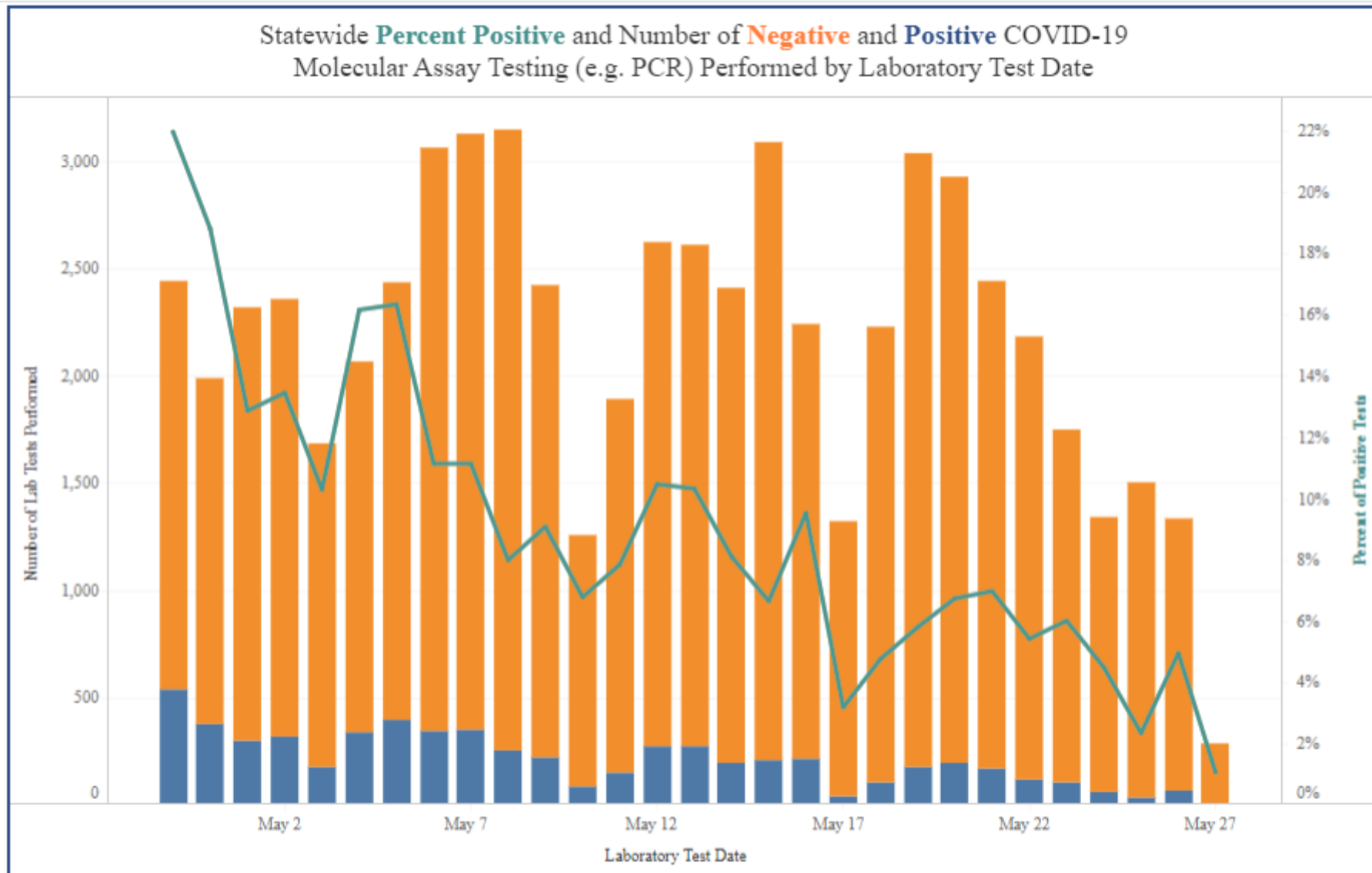
Cases*	Hospitalizations	Statewide Deaths	Negative Tests
9,337	822	205	75,151

\*As of May 7, 2020, confirmed and probable cases are included in the case totals. A confirmed case is defined as a person who tested positive by molecular testing for the novel coronavirus (SARS-CoV-2), which causes Coronavirus Disease 2019 (COVID-19). A probable case is defined as a person with: a) presumptive lab evidence (serology) with COVID-19 symptoms or epi-linked to a confirmed case, or b) no lab testing with COVID-19 symptoms and epi-linked to a confirmed case.

Case counts are preliminary and subject to verification.

Last updated: 05/27/2020 at 9:00 AM

Select county from map below to update charts to county specific details.



Select County

County Number of **Negative** and **Positive** COVID-19  
Molecular Assay Testing (e.g. PCR)  
Performed by Laboratory Test Date

